



SHIKSHA NIKETAN, JEEVAN NAGAR
PRIMARY WING (2025-26)

SUMMER BREAK



shutterstock.com - 1096099140

**ALL WORK WITHOUT PLAY
MADE JACK A DULL BOY,
IT'S YOUR TIME TO GO AND
PLAY. HAVE A RELAXING
AND PLAYFUL SUMMER**



DEAR STUDENTS

**MAY YOUR SUMMER VACATION BE
A SYMPHONY OF CREATIVITY, EACH DAY
BRINGING NEW MELODIES OF INSPIRATION
AND EXPRESSIONS.**



"Holiday is the time that we are eagerly wait for. We all make plans to enjoy, to relax & to empower our selves during these gala days."

HAVE A PLEASANT SUMMERTIME

As per the govt.order no.186 DSEJ of 2025, Date:31.5.25 for Summer Vacation. Our school will observe Summer Break w.e.f 07.06.2025 to 16.07.2025. The regular Classwork will be commenced from 17.7.2025(Thursday).

**The date of submission of Assignment
will be on 11.07.2025**

Rno.1 to 20 (9:30am to 10:00am)

Rno.21 onwards (10:00am to 10:30am)

**The entry and exit of the parents/guardians will
be from gate no.4**

The students are instructed to deposit their assignment
in the transparent folder in which they got their
FA-1 notebooks.

**Note:- The office will remain open from 8:30 am to 1:00 pm during
Summer Break.**

**Regards
Administrator**

Dear Parents/ Guardians!!

Holidays are time when you can connect with your child in many ways. As parents are the first and the most important teacher for a child, we can encourage our child to participate in many educational activities at home and- promote his/her quest to learn. Working together will not only help the child to build, learn and develop his/her skills but also strengthen our bond with them.

General Instructions for students:

- 1. Revise whole syllabus that has been done.**
- 2. Written homework of all the subjects is to be done in separate notebooks and further as per the instruction & guidance given by the subject teacher.**
- 3. The child will be assessed for the handwriting, presentation neatness, completion of the entire given question, indexing of the work**
- 4. Charts, Presentation and Projects must be labelled properly indicating very clearly the Name---- Class
Roll No.--- and Subject-----.**
- 5. Question must be done in the given sequence & tidiness should be maintained in the notebook.**
- 6. Avoid deletions or using white fluid or any overwriting.**
- 7. Try to do your vacation work by yourself.**
- 8. Use separate Note book for each subject.**

Instructions for Parents:

- 1. Holiday homework has to be done under the parental guidance.*
- 2. Kindly complete and send the homework in a paper bag timely.
Make your ward read resource books.*
- 3. Fix up a time table for your ward to organize his/her daily routine like, watching television, playing with friends, studying etc.*
- 4. Make your child responsible by assigning some of the household responsibilities to him/her like, watering plants, arranging the dining table, organizing his/her room and cupboards, filling the empty water bottles and put them in refrigerator.*
- 5. Use of thermocol is strictly prohibited.*
- 6. Use separate notebooks for doing Holiday Homework.*
- 7. Please make sure that your child must follow above mentioned guidelines.*

IMPROVE YOUR WRITING

Write one page English and one page Hindi handwriting every alternate day.

We would love to see your writing practice notebook after summer vacations. You may copy from any book or write a passage on your own.

Note: - Holiday assignments carry extra marks in assessment (Subject enrichment). You have to maintain proper school notebooks for all the work done during the classes and for the holiday homework as well. Follow the guidelines given by teachers to complete specific activities. Submission of work post vacation is compulsory for all students.

Read and revise all subjects covered till date .

*We wish you all the best for your vacation. Have fun and enjoy it.
We hope you enjoy every moment of your vacation*

Take care of yourself.

A vibrant, tropical-themed poster for a summer vacation journal project. The background is a light blue sky with a bright yellow sun and a few white clouds. Two tall palm trees with green fronds stand on either side of the text. At the bottom, there's a sandy beach with a blue and white beach ball, a small blue bird, and a yellow beach chair with a drink. The entire poster is framed by a light green border with decorative floral and butterfly motifs.

SUMMER VACATION JOURNAL PROJECT

STUDENTS ARE INSTRUCTED TO MAKE THEIR
PROJECT ACCORDING TO THEIR ROLLNO.S

ENGLISH - 1,5,9,13,17,21,25,29,33,37

HINDI- 2,6,10,14,18,22,26,30,34

MATHS - 3,7,11,15,19,23,27,31,35

EVS - 4,8,12,16,20,24,28,32,36


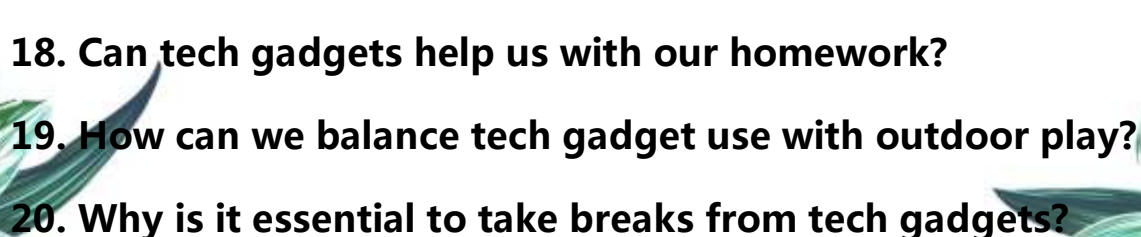


CLASS - 2ND

SUBJECT: ENGLISH

THEME : TECH GADGETS - BOON OR CURSE

QUESTIONS

- 
1. What is a smartphone used for?
 2. Can you name a popular tech gadget?
 3. How do tech gadgets help us?
 4. What can we do with a tablet?
 5. Are tech gadgets good or bad for our eyes?
 6. How can tech gadgets be a boon?
 7. What is a benefit of using a computer?
 8. Can tech gadgets help us learn new things?
 9. What is a curse of using tech gadgets too much?
 10. How can we use tech gadgets responsibly?
 11. What is a smartphone app?
 12. Can you play games on a tech gadget?
 13. How do tech gadgets help us communicate?
 14. What is the importance of limiting screen time?
 15. Can tech gadgets be used for entertainment?
 16. How can tech gadgets help us in our daily lives?
 17. What are some rules for using tech gadgets safely?
 18. Can tech gadgets help us with our homework?
 19. How can we balance tech gadget use with outdoor play?
 20. Why is it essential to take breaks from tech gadgets?
- 

PROJECT

Students can make their Favourite Tech Gadgets and write new vocabulary related to it.

Example- New vocabulary related to Mobile:-

Update - Modern

App-Short for Application

Emoji -Small digital Images.



हिंदी

विषय : मेरा परिवार मेरी पहचान

प्रश्न - उत्तर

1. परिवार का अर्थ क्या है?
2. आपके परिवार में कौन-कौन हैं?
3. माता-पिता की भूमिका क्या है?
4. भाई-बहन का रिश्ता कैसा होता है?
5. दादा-दादी का महत्व क्या है?
6. परिवार में हमारी जिम्मेदारी क्या है?
7. परिवार के साथ समय बिताने से क्या लाभ है?
8. परिवार में प्यार और सहयोग क्यों जरूरी है?

9. आपके परिवार के साथ आप क्या करना पसंद करते हैं?
10. परिवार की परंपराएं और रीति-रिवाज क्या हैं?
11. परिवार में बुजुर्गों का सम्मान कैसे करें?
12. परिवार के साथ मिलकर काम करने से क्या लाभ है?
13. आपके परिवार के सदस्य आपको क्या सिखाते हैं?
14. परिवार में झगड़े होने पर क्या करना चाहिए?
15. परिवार के साथ समय बिताने के लिए आप क्या करते हैं?
16. परिवार की एकता और सहयोग का महत्व क्या है?
17. आपके परिवार के साथ आपकी यादें क्या हैं?
18. परिवार में नई पीढ़ी को क्या सीख मिलती है?
19. परिवार के साथ समय बिताने से हमारे रिश्ते कैसे मजबूत होते हैं?
20. परिवार के प्रति हमारी जिम्मेदारी क्या है?

परियोजना कार्य

अपने परिवार के प्रत्येक सदस्य की तस्वीरें इकट्ठा करें। इन तस्वीरों को अपने परिवार वृक्ष में जोड़कर उसे और भी आकर्षक बनाएं।



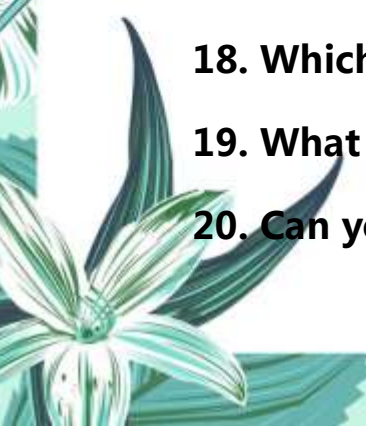





MATHS

THEME: GEOMETRIC SHAPES IN NATURE

QUESTIONS

- 
- 
1. What shape are the cells in a honeycomb?
 2. Which shape can you find in the petals of a flower?
 3. What shape are the rings of a tree trunk?
 4. Can you find any shapes in a butterfly's wings?
 5. What shape is the sun in the sky?
 6. Which shape do you see in a leaf's veins?
 7. What shape are the stones in a stone pathway?
 8. Can you spot any shapes in a spider's web?
 9. What shape is the moon in the night sky?
 10. Which shape can you find in the branches of a tree?
 11. What shape are the tiles on a turtle's shell?
 12. Can you find any shapes in a snowflake?
 13. What shape is a rainbow in the sky?
 14. Which shape do you see in a river rock?
 15. What shape are the scales on a fish?
 16. Can you spot any shapes in a bird's nest?
 17. What shape is a seashell?
 18. Which shape can you find in a crystal?
 19. What shape are the segments of an orange?
 20. Can you find any shapes in a flower's center?
- 
- 

PROJECT

Make a small photo book of natural objects that looks like a shape "leaf - oval ", " rocks - sphere " etc.



EVS

THEME : LET'S EMBRACE NATURE

QUESTIONS

1. What is nature?
2. What are some things we can find in nature?
3. Why is it essential to protect nature?
4. What can we do to help keep our environment clean?
5. What are some benefits of spending time in nature?
6. How can we show respect for nature?
7. What are some things that grow in nature?
8. How can we help protect animals in nature?
9. What is the importance of trees in nature?
10. How can we reduce, reuse, and recycle in our daily lives?
11. What are some fun activities we can do in nature?
12. How can we conserve water in nature?

13. What are some beautiful things we can see in nature?
14. How can we help keep our parks and playgrounds clean?
15. What is the role of bees in nature?
16. How can we appreciate nature's beauty?
17. What are some ways to protect nature from pollution?
18. How can we learn from nature?
19. What are some things we can do to help protect the Earth?
20. Why is it essential to take care of nature?

PROJECT

Make a Project on how to save Environmrnt.



HAPPY HOLIDAYS

