



**SHIKSHA NIKETAN, JEEVAN NAGAR**

**PRIMARY WING (2025-26)**

# SUMMER BREAK



shutterstock.com 1096099140

**ALL WORK WITHOUT PLAY  
MADE JACK A DULL BOY,  
IT'S YOUR TIME TO GO AND  
PLAY. HAVE A RELAXING  
AND PLAYFUL SUMMER**



**DEAR STUDENTS**

**MAY YOUR SUMMER VACATION BE  
A SYMPHONY OF CREATIVITY, EACH DAY  
BRINGING NEW MELODIES OF INSPIRATION  
AND EXPRESSIONS.**





"Holiday is the time that we are eagerly wait for. We all make plans to enjoy, to relax & to empower our selves during these gala days."

## **HAVE A PLEASANT SUMMERTIME**

As per the govt.order no.186 DSEJ of 2025, Date:31.5.25 for Summer Vacation. Our school will observe Summer Break w.e.f 07.06.2025 to 16.07.2025. The regular Classwork will be commenced from 17.7.2025(Thursday).

**The date of submission of Assignment  
will be on 11.07.2025**

Rno.1 to 20 (9:30am to 10:00am)

Rno.21 onwards (10:00am to 10:30am)

**The entry and exit of the parents/guardians will  
be from gate no.4**

The students are instructed to deposit their assignment in the transparent folder in which they got their FA-1 notebooks.

**Note:- The office will remain open from 8:30 am to 1:00 pm during Summer Break.**

**Regards  
Administrator**



**Dear Parents/ Guardians!!**

**Holidays are time when you can connect with your child in many ways. As parents are the first and the most important teacher for a child, we can encourage our child to participate in many educational activities at home and- promote his/her quest to learn. Working together will not only help the child to build, learn and develop his/her skills but also strengthen our bond with them.**

**General Instructions for students:**

- 1. Revise whole syllabus that has been done.**
- 2. Written homework of all the subjects is to be done in separate notebooks and further as per the instruction & guidance given by the subject teacher.**
- 3. The child will be assessed for the handwriting, presentation neatness, completion of the entire given question, indexing of the work**
- 4. Charts, Presentation and Projects must be labelled properly indicating very clearly the Name---- Class  
Roll No.--- and Subject-----.**
- 5. Question must be done in the given sequence & tidiness should be maintained in the notebook.**
- 6. Avoid deletions or using white fluid or any overwriting.**
- 7. Try to do your vacation work by yourself.**
- 8. Use separate Note book for each subject.**



### *Instructions for Parents:*

- 1. Holiday homework has to be done under the parental guidance.*
- 2. Kindly complete and send the homework in a paper bag timely.  
Make your ward read resource books.*
- 3. Fix up a time table for your ward to organize his/her daily routine like, watching television, playing with friends, studying etc.*
- 4. Make your child responsible by assigning some of the household responsibilities to him/her like, watering plants, arranging the dining table, organizing his/her room and cupboards, filling the empty water bottles and put them in refrigerator.*
- 5. Use of thermocol is strictly prohibited.*
- 6. Use separate notebooks for doing Holiday Homework.*
- 7. Please make sure that your child must follow above mentioned guidelines.*

### *IMPROVE YOUR WRITING*

*Write one page English and one page Hindi handwriting every alternate day.*

*We would love to see your writing practice notebook after summer vacations. You may copy from any book or write a passage on your own.*

*Note: - Holiday assignments carry extra marks in assessment (Subject enrichment). You have to maintain proper school notebooks for all the work done during the classes and for the holiday homework as well. Follow the guidelines given by teachers to complete specific activities. Submission of work post vacation is compulsory for all students.*

*Read and revise all subjects covered till date .*

*We wish you all the best for your vacation. Have fun and enjoy it.  
We hope you enjoy every moment of your vacation*

*Take care of yourself.*



A vibrant, tropical-themed poster for a summer vacation journal project. The background is a light blue sky with a bright yellow sun and a few white clouds. Two tall, slender palm trees with green fronds stand on either side of the central text. At the base of the trees, there is a sandy beach with various items: a blue beach ball, a yellow beach ball, a blue beach umbrella, a yellow beach umbrella, and a small blue bird. A small white bird is perched on the left palm tree, and a small green bird is perched on the right palm tree. The text is arranged in a clear, hierarchical manner, with the title at the top, followed by instructions, and then the subject-specific roll numbers.

# SUMMER VACATION JOURNAL PROJECT

STUDENTS ARE INSTRUCTED TO MAKE THEIR  
PROJECT ACCORDING TO THEIR ROLLNO.S

**ENGLISH** - 1,5,9,13,17,21,25,29,33,37

**HINDI-** 2,6,10,14,18,22,26,30,34

**MATHS** - 3,7,11,15,19,23,27,31,35

**EVS** - 4,8,12,16,20,24,28,32,36

The page is decorated with a light green border. In the corners, there are stylized white flowers with green leaves. On the left side, there is a blue and white butterfly. On the right side, there is a vertical strip of green foliage. The text is centered in the white background.

**CLASS - 3RD**

**SUBJECT: ENGLISH**

**THEME : A STEP TOWARDS GLOBAL HARMONY**

**QUESTIONS**

- 1. What does it mean to be friends with someone from a different country?**
- 2. Why is it important to respect people who are different from us?**
- 3. What can we do to help people who are feeling sad or lonely?**
- 4. How can we show kindness to someone who speaks a different language?**
- 5. What is a global community?**
- 6. Why do people from different countries celebrate different festivals?**
- 7. How can we learn about different cultures?**
- 8. What is empathy, and why is it important?**
- 9. How can we help someone who is new in our school or community?**
- 10. What are some ways to resolve conflicts peacefully?**
- 11. Why is it important to listen to others' opinions?**
- 12. How can we show appreciation for people from different backgrounds?**



**13. What can we do to protect the environment and help our planet?**

**14. How can we be good friends with someone who has different interests?**

**15. What is the importance of saying "please" and "thank you"?**

**16. How can we help people who are less fortunate than us?**

**17. Why is it important to respect people's differences?**

**18. What can we do to promote kindness and friendship in our community?**

**19. How can we learn from people who have different experiences?**

**20. What does it mean to be a global citizen?**

### **PROJECT**

**Create a beautiful poster showing children from around the world playing, hugging or smiling together.**



हिंदी

विषय : प्लास्टिक मुक्त भारत

प्रश्न - उत्तर

1. प्लास्टिक क्या होता है?
2. क्या प्लास्टिक हर जगह इस्तेमाल होता है?
3. क्या प्लास्टिक जल्दी नष्ट हो जाता है?
4. प्लास्टिक से क्या नुकसान होता है?
5. प्लास्टिक से कौन-कौन बीमारियाँ हो सकती हैं?
6. क्या प्लास्टिक जानवरों के लिए भी हानिकारक है?
7. हम प्लास्टिक के स्थान पर क्या इस्तेमाल कर सकते हैं?
8. कपड़े के थैले का क्या फायदा है?
9. क्या बार-बार इस्तेमाल होने वाली चीज़ें अच्छी होती हैं?
10. क्या प्लास्टिक का कम उपयोग करना सही है?
11. क्या प्लास्टिक से नदी और समुद्र गंदे होते हैं?
12. क्या हमें प्लास्टिक कचरा खुले में फेंकना चाहिए?
13. क्या आप अपने घर में प्लास्टिक कम करने की कोशिश करते हैं?
14. प्लास्टिक के बजाय कौन-कौन सी चीज़ें उपयोग की जा सकती हैं?
15. क्या आप पेड़-पौधों को प्लास्टिक से बचा सकते हैं?
16. क्या आपने कभी प्लास्टिक की जगह कोई और चीज़ अपनाई है?
17. क्या स्कूल में प्लास्टिक का उपयोग कम किया जा सकता है?
18. क्या बाजार में कपड़े का थैला लेकर जाना चाहिए?
19. क्या आप प्लास्टिक मुक्त भारत बनाना चाहते हैं?
20. हम सब मिलकर प्लास्टिक से कैसे छुटकारा पा सकते हैं?



## परियोजना कार्य

बेकार प्लास्टिक की बोतल का उपयोग करके एक सुंदर प्लांटर बनाएं।




## MATHS

### THEME : TRAVEL TICKET TOTALS

#### QUESTIONS

1. If a bus ticket costs ₹5 and you buy 3 tickets, how much will you pay in total?
2. A train ticket costs ₹10. If you buy 2 tickets and your friend buys 1 ticket, how many tickets are bought in total?
3. If 5 people buy tickets for ₹8 each, how much will they pay in total?
4. A flight ticket costs ₹50. If you have ₹200, how many tickets can you buy?
5. If a ticket costs ₹3 and you buy 6 tickets, but you get a ₹5 discount, how much will you pay?
6. A bus company sells 8 tickets for ₹4 each. How much money will they make?
7. If 3 friends buy train tickets for ₹12 each and they pay with a ₹50 note, how much change will they get?





8. A ticket vendor sells 5 tickets for ₹6 each. If he already had ₹20, how much money will he have now?

9. If a ticket costs ₹2 and you buy 9 tickets, but 2 tickets are free, how much will you pay?



10. A group of 4 people buy flight tickets for ₹25 each. If they pay with ₹150, how much change will they get?

11. If 6 people buy bus tickets for ₹5 each and 2 people buy tickets for ₹3 each, how much will they pay in total?

12. A train ticket costs ₹8. If you buy 5 tickets and your friend buys 2 tickets, how many tickets are bought in total?

13. If a ticket costs ₹9 and you buy 3 tickets, but you already had a ₹10 ticket, how much will you pay in total?


14. A company sells 10 tickets for ₹10 each. If they have a cost of ₹50, how much profit will they make?

15. If 2 people buy tickets for ₹15 each and they pay with a ₹50 note, how much change will they get?

16. A bus ticket costs ₹4. If you buy 8 tickets and you get a ₹5 discount, how much will you pay?

17. If 5 friends buy train tickets for ₹6 each and they pay with a ₹50 note, how much change will they get?

18. A ticket costs ₹7. If you buy 2 tickets and you already had a ₹5 ticket, how much will you pay in total?





19. If 9 people buy flight tickets for ₹20 each and 1 person gets a free ticket, how much will they pay in total?

20. A group of 6 people buy bus tickets for ₹3 each. If they pay with ₹25, how much change will they get?

### PROJECT

Make a Project for Travel Agency, Assign prices to tickets for different destinations. Also show name of the destination and showing price for one ticket.



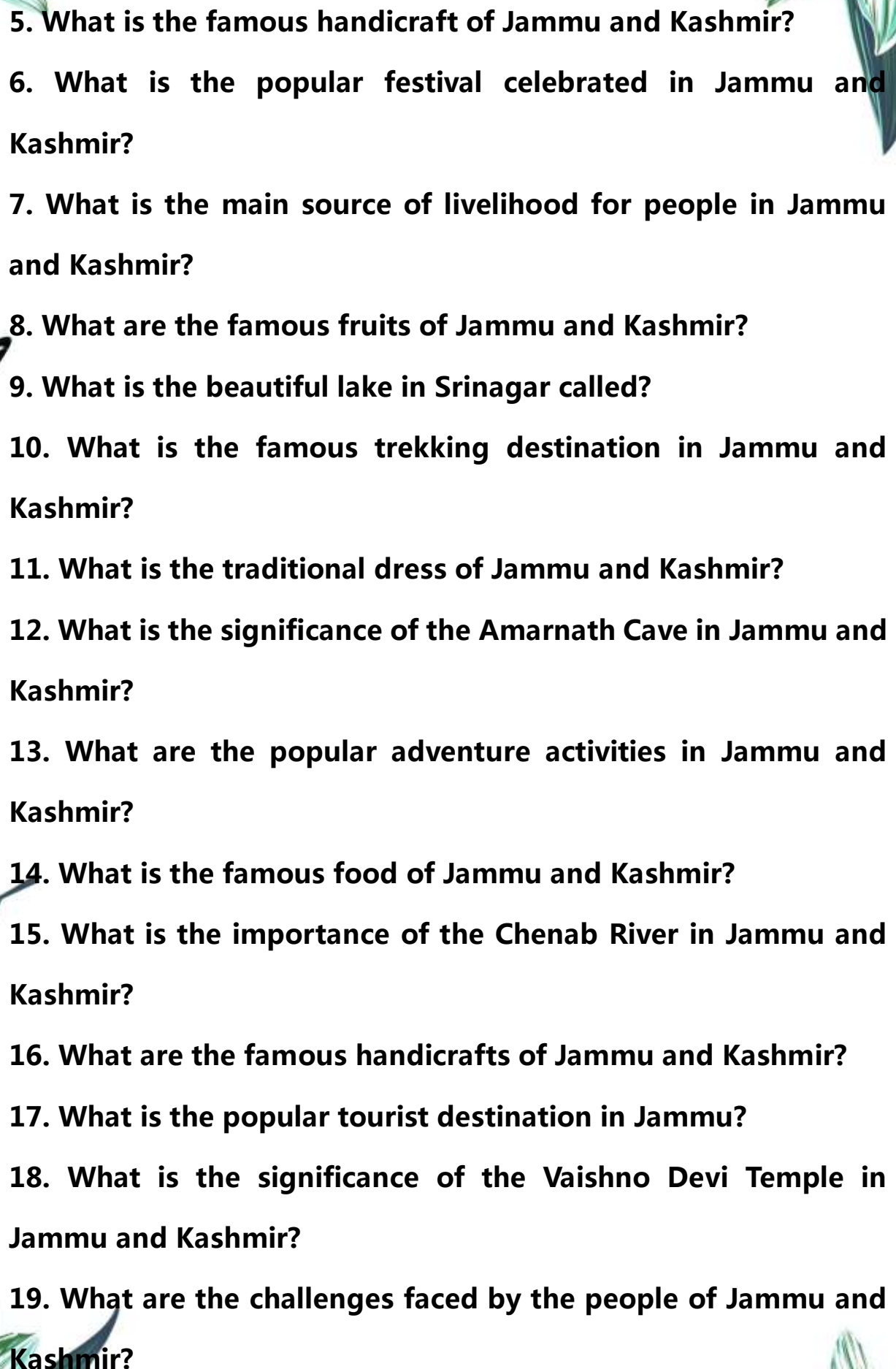
### EVS

**THEME : KNOW INDIA - THE JAMMU & KASHMIR**

### QUESTIONS

1. What is the capital of Jammu and Kashmir?
2. What is Jammu and Kashmir famous for?
3. What is the main language spoken in Jammu and Kashmir?
4. What are the three main regions of Jammu and Kashmir?



- 
- 5. What is the famous handicraft of Jammu and Kashmir?**
  - 6. What is the popular festival celebrated in Jammu and Kashmir?**
  - 7. What is the main source of livelihood for people in Jammu and Kashmir?**
  - 8. What are the famous fruits of Jammu and Kashmir?**
  - 9. What is the beautiful lake in Srinagar called?**
  - 10. What is the famous trekking destination in Jammu and Kashmir?**
  - 11. What is the traditional dress of Jammu and Kashmir?**
  - 12. What is the significance of the Amarnath Cave in Jammu and Kashmir?**
  - 13. What are the popular adventure activities in Jammu and Kashmir?**
  - 14. What is the famous food of Jammu and Kashmir?**
  - 15. What is the importance of the Chenab River in Jammu and Kashmir?**
  - 16. What are the famous handicrafts of Jammu and Kashmir?**
  - 17. What is the popular tourist destination in Jammu?**
  - 18. What is the significance of the Vaishno Devi Temple in Jammu and Kashmir?**
  - 19. What are the challenges faced by the people of Jammu and Kashmir?**



20. What can we learn from the culture of Jammu and Kashmir?

### PROJECT

Make a beautiful poster displaying the cultural heritage of Jammu & Kashmir.



## HAPPY HOLIDAYS

